

FX Sails Mainsail Measurement Form

Customer Name: _____

Boat Model: _____

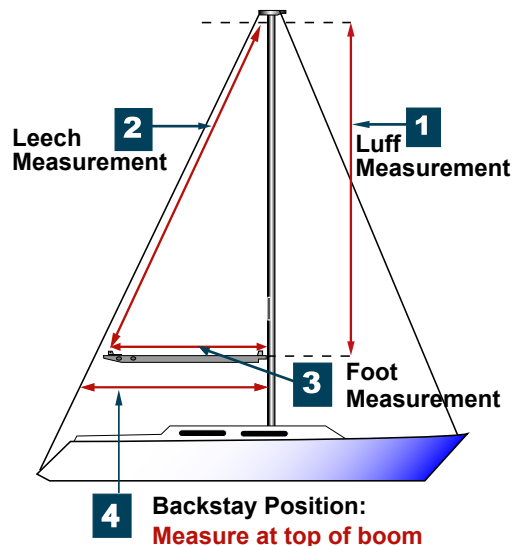
Phone: _____

Email: _____

Sail Type: Inshore Offshore Racing

Base Measurements:

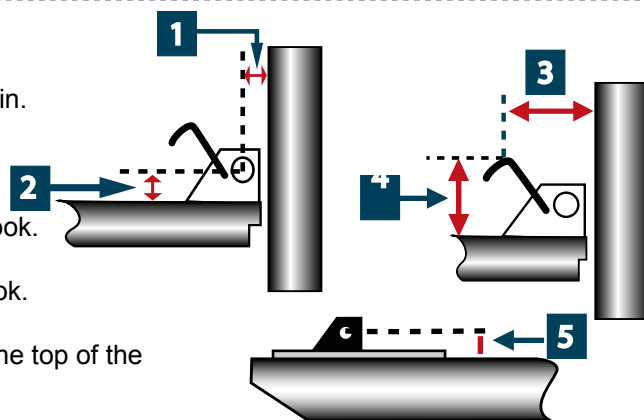
- Luff Measurement:** Attach a tape measure to the Main halyard and hoist the halyard to the desired location of the head of the sail (or the black band, if one exists). Do not hoist the halyard all the way to the sheave, but to the desired headboard position.
- Leech Measurement:** Leave the tape measure attached to the halyard and leave the halyard in the same position as for the luff measurement. Measure to the outhaul fitting or clew attachment (pin) on the boom. Be sure the boom is in its "normal sailing position" when measuring.
- Foot Measurement:** Measure from the back of the mast to clew attachment pin on the boom .
- Backstay Position:** With the boom in it's normal sailing position, measure from the back of the mast (at the boom attachment) to the backstay.



1 2 3 4

Boom Details:

- Measure from the back of the mast to the center of the tack pin.
- Measure from the boom to the center of the tack pin.
- Measure from the back of the mast to the center of the reef hook.
- Measure from the top of the boom to the center of the reef hook.
- Does your boom have an Outhaul Car? If so, measure from the top of the boom to the center of the clew pin in the outhaul car.



1 2 3 4 5

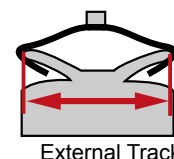
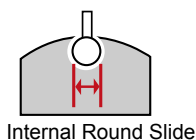
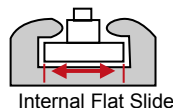
Mast & Boom Track Detail

Does your mast use: Internal Flat Slide Internal Round Slide External Track Bolt Rope

Does your boom use: Internal Flat Slide Internal Round Slide External Track Bolt Rope

Measure the width of your slide (or bolt rope diameter) and enter here: Mast _____ Boom _____

The width of my track is: 5/8" 7/8" 1"



Sail Options # of Reefs _____ # of Full Battens _____ Cunningham? Yes No

Insignia? Yes No Enter Sail Numbers (ex. 26009): _____ Number Color: Blue Black Green Red